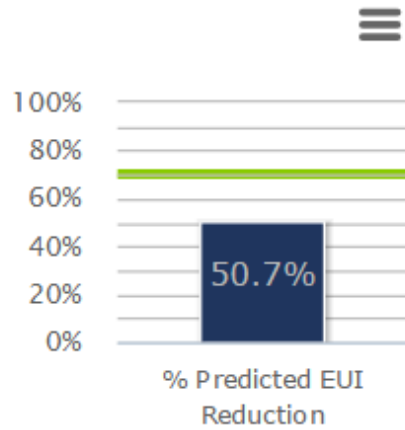
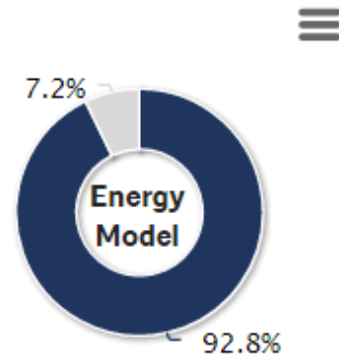


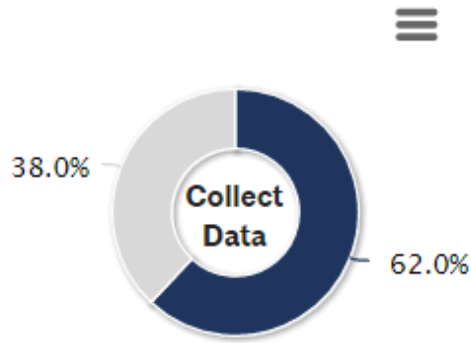
30 Projects And 2,520,105 GSF Included In Analysis.



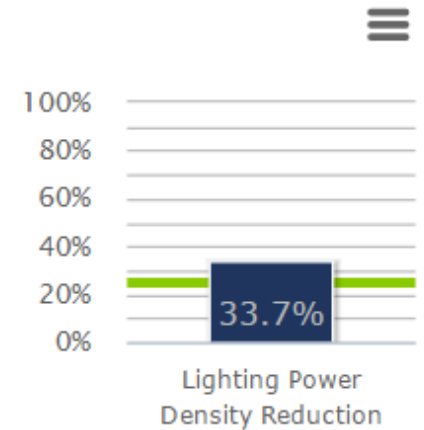
% Predicted EUI Reduction
from Average EUI



Energy Model
% GSF of Projects



Will Actual EUI Data Be Collected
% GSF of Projects



Lighting Power Density Reduction
% of Projects

GSF Values

Total = 2,132,383
Meeting Target = 25,155
% Meeting Target = 1.2 %

1,979,537

1,321,846

Total = 387,722
Meeting Target = 106,083
% Meeting Target = 27.4 %

Interior-Only Projects: 14 projects and 387,722 GSF included in analysis.

Non-Residential and Residential Projects: 16 projects and 2,132,383 GSF included in analysis.

